











SID SNYDER WAY -- PLANTING AREA MAINTENANCE

2-5-2015

MITHÜN

KEY	BOTANICAL NAME	COMMON NAME		COMMENTS
SHRUBS, FERNS, GROUNDCOVER				
COR SER K	CORNUS SERICEA 'KELSEY'	KELSEY DOGWOOD		<p>Allow plants to grow together into a mass. In general, do not prune.</p> <p>If plants become too tall (3-4' ht. or taller), or if plants need to be rejuvenated, masses can be cut back to as low as 18" above ground. Remove prunings. Plants will recover enthusiastically.</p> <p>Allow leaves to fall and remain on the ground.</p>
FRA VIR	FRAGARIA VIRGINIANA	WILD STRAWBERRY		<p>Allow vines to cover the ground. If mass become too dense so that runners are not able to root into soil, occasionally remove excess (loose) runners by raking out/cutting off.</p>
MAH REP	MAHONIA REPENS	CREEPING MAHONIA		<p>Plants reproduce by underground stolons. Allow stolons to fill in all around original plants.</p> <p>Where bare stems stick up above the mass, trim back to force fullness, but do not prune to ground level. As plants mature and grow into a mass, prune off occasional errant branches that grow above the overall mass.</p>
POL MUN	POLYSTICHUM MUNITUM	WORDFERN		<p>Swordferns prefer shade but will tolerate sun. As tree canopy increases, ferns will be taller and be more lush.</p> <p>Ideally, remove spent fronds every year or two. Alternately, cut back entire plant every few years in early spring before new fronds emerge (taking care to protect plant crown where new fronds are curled).</p> <p>If budget does not allow the above levels of grooming, then only groom plants that are adjacent to walkways and leave dead fronds on the rest.</p>
SYM ALB	SYMPHORICARPOS ALBUS	SNOWBERRY		<p>Plants will self-sow, but not prolifically. Allow new plants to grow if they are located within or near the original masses of Snowberry plants.</p> <p>Allow leaves to fall and remain on the ground.</p> <p>If plants become scraggly or too tall, they can be cut back. Ideally, cut back 1/3 of the branches in a single year, repeating the next 2 years. If time doesn't allow and plants need rejuvenation, cut plants back to approx. 2-3' ht. once every few years.</p>

PERENNIAL MIX 1

ALL CER	ALLIUM CERNUUM	NODDING ONION		Allow to self-sow wherever seeds find favorable conditions. Allow spent leaves and flowers to remain on the ground.
ARC UVA	ARCTOSTAPHYLOS UVA-URSI	KINNIKINNICK		No maintenance except to remove branches that trail onto sidewalks.
AST SUB	ASTER SUBSPICATUS	DOUGLAS ASTER		Allow to remain in place during dormant season. Allow plants to self-sow wherever plants find favorable conditions. If quantity of seedlings is so prolific that it may crowd out other perennials that are present, thin plants to reasonable number. Remove dried plants just before growth begins in spring.
AST ARE W	ASTILBE ARENSII 'WHITE GLORIA'	FALSE SPIRAEA		Allow to remain in place during dormant season. Cut back to the ground just before they begin growing again in late winter. Remove prunings.
CAS MIN	CASTILLEJA MINIATA	INDIAN PAINTBRUSH		No maintenance required. Allow to grow wherever it appears.

PERENNIAL MIX 2

CAM QUA	CAMASSIA QUAMASH	COMMON CAMAS		No maintenance required. Allow it to spread wherever it finds conditions favorable. Allow spent leaves and flowers to remain on the ground.
IRI TEN	IRIS TENAX	WILD-FLAG IRIS		No maintenance required. Allow it to spread wherever it finds conditions favorable. Allow spent leaves and flowers to remain on the ground.

GENERAL NOTES:

1. No need to remove leaf litter from planting areas; allow leaves to fall, cover the ground, and decompose in place. This includes leaves that fall onto rip-rap and cobbles as the intention is for these materials to visually "disappear." Exception to this would be when trees produce large quantities of leaves and there is risk of ground covers being "smothered."
2. In general, do not shear plants. Never prune into balls. It is preferable to prune individual branches but some entire masses may need to be cut back every few years in order to force fullness or reduce height.
3. Reapply mulch as needed, to maintain average depth of 3". Avoid using compost for mulch as it tends to become hydrophobic (not allowing water to pass through it).
4. Irrigate only as needed to establish plants, decreasing each year. After plants are fully established (in 2-3 years) they will need occasional to no irrigation, i.e. only during extended dry periods.
5. Plants will need little to no supplemental fertilization. Provide organic, time-release fertilizer only if soil testing indicates a need for it. Take care to use fertilizers that will not cause nutrient surcharge downstream.