

# 2024 PEBB Employee Enrollment/ Change Form

**Use this form if you are unable to use Benefits 24/7 (available in January 2024) at [benefits247.hca.wa.gov](https://benefits247.hca.wa.gov).**

The information written on this form replaces all enrollment/change forms previously submitted. Therefore, you must complete the entire form, including the dependent section for any children you want to continue to cover. Inaccurate, incomplete, or illegible information may delay coverage.

All members who are eligible for enrollment in both the PEBB Program and the School Employees Benefits Board (SEBB) Program must choose health plan enrollment through one program or the other. Choosing health plans in both programs is not allowed.

Type or print clearly in blue or black ink and use all capital lettering in the spaces provided. Example: **J O H N**

**! Remember to read and sign Section 7. To enroll children, complete Section 3.**

## 1

## Subscriber

Social Security number	Date of birth	Sex assigned at birth <sup>1</sup>
		Male      Female
Last name		Gender identity <sup>2</sup>
		Male      Female      X
First name		Middle initial      Suffix
Phone number	Alternate phone number	
Street address		
Address line 2		
City		State
ZIP/Postal code	County	
Mailing address (if different from above)		
Mailing address line 2		
City		State
ZIP/Postal code	County	



<sup>1</sup> This field is required for health care services.

<sup>2</sup> Gender X means a gender that is not exclusively male or female. This field is optional and will be kept private to the extent allowable by law. To learn more, visit HCA's website at [hca.wa.gov/gender-x](https://hca.wa.gov/gender-x)

## 2024 PEBB Employee Enrollment/Change form

Subscriber's last name

Social Security number

### Choose one box for each type of coverage

#### Medical coverage


Cover

Waive

#### Dental coverage

Cover


Waive (Dental may only be waived if the subscriber enrolls in SEBB dental and SEBB vision).

 If you waive medical coverage, you cannot enroll your eligible dependents in medical. You can waive medical coverage if you are enrolled in other employer-based group medical, a TRICARE plan, or Medicare. However, you must enroll in dental, basic life, basic accidental death and dismemberment (AD&D), and employer-paid long-term disability (LTD) insurance. You will be enrolled in employee-paid LTD insurance unless you decline coverage.

Are you or any eligible dependents already enrolled in PEBB or SEBB insurance coverage under another account?

Yes

No

 If Yes, please contact your payroll or benefits office for help. All members are limited to enrolling in health plans through either the PEBB Program or the SEBB Program.

#### Tobacco use premium surcharge

Response required if you are enrolling in medical coverage. The PEBB Program requires a \$25-per-account premium surcharge in addition to your monthly medical premium if you or an enrolled dependent (age 13 or older) uses a tobacco product. The surcharge doesn't apply to dependents under age 13. Tobacco use is defined as any use of tobacco products within the past two months except for religious or ceremonial use. Tobacco products are any product made with or derived from tobacco that is intended for human consumption, including any component, part, or accessory of a tobacco product. This includes, but is not limited to, cigars, cigarettes, pipe tobacco, chewing tobacco, snuff, and other tobacco products. Tobacco products do not include e-cigarettes, or United States Food and Drug Administration (FDA) approved quit aids, such as, over-the-counter nicotine replacement products, and prescription nicotine replacement products.

If a provider finds that ending tobacco use or participating in your medical plan's tobacco cessation program will negatively affect your or your dependent's health, see more information in the PEBB Program Administrative Policy 91-1 at [hca.wa.gov/pebb-rules](http://hca.wa.gov/pebb-rules).

The premium surcharge will not apply if you and any enrolled dependents (age 13 or older) who use tobacco products meet these requirements:

- Age 18 and older – enrolled in the free tobacco cessation program through your PEBB medical plan (visit HCA's website at [hca.wa.gov/tobacco-free](http://hca.wa.gov/tobacco-free)).
- Age 13 to 17 – accessed resources aimed at teens at [teen.smokefree.gov](http://teen.smokefree.gov).

If you check **Yes** or leave this section blank, you will be charged the \$25 premium surcharge.

**Does the tobacco use premium surcharge apply to you?** Check one:

**Yes**, I am subject to the \$25 premium surcharge. I have used tobacco products in the past two months. If this is a change to a previous attestation, submit the *PEBB Premium Surcharge Attestation Change Form*.

**No**, I am not subject to the \$25 premium surcharge. I have not used tobacco products in the past two months, or I have enrolled in or accessed one of the tobacco cessation resources.

# 2024 PEBB Employee Enrollment/Change form

Subscriber's last name

Social Security number

## 2

### Spouse or state-registered domestic partner (SRDP)

List an eligible spouse or SRDP you wish to enroll or remove from coverage. State-registered domestic partner is defined in WAC 182-12-109. Individuals in state-registered domestic partnerships are treated the same as legal spouses except when in conflict with federal law. A health plan change is not allowed when adding an SRDP if they are not a tax dependent.

You must provide proof of your spouse's or SRDP's eligibility within the PEBB Program's enrollment timelines, or they will not be enrolled. The timelines and a list of documents we will accept to prove their eligibility are available on HCA's website at [hca.wa.gov/pebb-employee](https://hca.wa.gov/pebb-employee).

If your spouse or SRDP is eligible to enroll in both the PEBB and SEBB Programs, they are limited to a single enrollment in medical and dental plans (PEBB Program) or medical, dental, and vision plans (SEBB Program). If they are a PEBB employee who waives PEBB medical and dental for SEBB medical, they must also enroll in SEBB dental and vision. They will still be enrolled in life insurance, AD&D insurance, and LTD insurance through PEBB.

#### Relationship to subscriber

Spouse: Date of marriage (mm/dd/yyyy)

**!** If enrolling an SRDP, attach a *PEBB Declaration of Tax Status* to indicate whether they qualify as a dependent for tax purposes.

SRDP: Date registered (mm/dd/yyyy)

Social Security number

Date of birth

Sex assigned at birth<sup>1</sup>

Male      Female

Last name

Gender identity<sup>2</sup>

Male      Female      X

First name

Middle initial      Suffix

Phone number

Alternate phone number

Street address (if different from subscriber)

Address line 2

City

State

ZIP/Postal code

County

Mailing address (if different from above)

Mailing address line 2

City

State

ZIP/Postal code

County

1 This field is required for health care services.

2 Gender X means a gender that is not exclusively male or female. This field is optional and will be kept private to the extent allowable by law. To learn more, visit HCA's website at [hca.wa.gov/gender-x](https://hca.wa.gov/gender-x)

# 2024 PEBB Employee Enrollment/Change form

Subscriber's last name

Social Security number

## Medical coverage

Cover

Remove from coverage

## Dental coverage

Cover

Remove from coverage

If removing from coverage, include reason:

## Tobacco use premium surcharge

Response required if you are enrolling your spouse or SRDP in medical coverage. If you check Yes or do not check any boxes below, you will be charged the \$25-per-account premium surcharge in addition to your monthly medical premium. See page 2 of this form for instructions on how to respond.

**Does the tobacco use premium surcharge apply to your spouse or state-registered domestic partner?** Check one:

**Yes**, I am subject to the \$25 premium surcharge. This person has used tobacco products in the past two months. If this is a change to a previous attestation, submit the *PEBB Premium Surcharge Attestation Change Form*.

**No**, I am not subject to the \$25 premium surcharge. This person has not used tobacco products in the past two months or has enrolled in or accessed one of the tobacco cessation resources.

## Spouse or state-registered domestic partner (SRDP) coverage premium surcharge

Response required if you are enrolling your spouse or SRDP in medical coverage. The PEBB Program requires a \$50 premium surcharge in addition to your monthly medical premium if you are enrolling your spouse or SRDP in PEBB medical and they have chosen not to enroll in another employer-based group medical coverage that is comparable to PEBB's Uniform Medical Plan Classic.


**Answer these questions:**

**Yes**  **No**

1. Are you covering your spouse or SRDP in a PEBB medical plan in 2024?
2. Will they be eligible for medical coverage through their employer in 2024?  
(If they will not be employed in 2024, answer No.)
3. Will their employer offer at least one medical plan that serves their county of residence in 2024?
4. Have they chosen not to enroll in their employer's medical (including SEBB) coverage in 2024?
5. Will the coverage offered by their employer in 2024 not be through the PEBB Program or a TRICARE plan?  
Answer Yes if their employer does not offer PEBB coverage or a TRICARE plan. Answer No if their employer offers PEBB coverage or a TRICARE plan.
6. Will their share of the medical premium through their employer be less than \$117.81 per month in 2024?

If you answered **No** to any of these questions, check **No** on the next page. You will not be charged the surcharge. If you answered **Yes to all** of these questions:


1. Ask your spouse or SRDP for the Summary of Benefits and Coverage (SBC) for all medical plans that:
  - a. Serve their county of residence.
  - b. Have a monthly premium of less than \$117.81 per month for the employee.
2. Use the SBC information to answer the questions in the *PEBB Spousal Plan Calculator* online tool. You will get a Yes or No response from the calculator. Enter this response on the next page.

 The *PEBB Spousal Plan Calculator* is available at [hca.wa.gov/pebb-employee](https://hca.wa.gov/pebb-employee) under *Surcharges*.

## 2024 PEBB Employee Enrollment/Change form

Subscriber's last name

Social Security number

 **If you check Yes or do not check any boxes below, you will be charged the \$50 premium surcharge.**

**Does the spouse or state-registered domestic partner coverage premium surcharge apply to you?** Check one:

**Yes**, I am subject to the \$50 premium surcharge. I completed the *PEBB Spousal Plan Calculator*.

**No**, I am not subject to the \$50 premium surcharge. If needed, I completed the *PEBB Spousal Plan Calculator*. Which questions did you check No? **Check all that apply**. Question 1 is not applicable.

Question 2

Question 3

Question 4

Question 5

Question 6

Employer to help determine if premium surcharge applies. I am submitting a printed *PEBB Spousal Plan Calculator*. My employer will determine whether my spouse's or SRDP's employer-based group medical is comparable to PEBB's UMP Classic and if I am subject to the premium surcharge.

# 2024 PEBB Employee Enrollment/Change form

Subscriber's last name

Social Security number

## 3

## Dependents

List eligible dependents you wish to enroll or remove from coverage. Enrolled children must be eligible under PEBB Program rules. This includes children through the month of their 26th birthday regardless of marital status, student status, or eligibility for coverage under another plan and children age 26 or older with a disability.

If enrolling a dependent, you must provide proof of their eligibility within the PEBB Program's enrollment timelines or the dependent will not be enrolled. Timelines and a list of documents we will accept to verify eligibility are available at [hca.wa.gov/pebb-employee](https://hca.wa.gov/pebb-employee).

If enrolling a state-registered domestic partner's child, extended dependent, or other nonqualified tax dependent, also attach a *PEBB Declaration of Tax Status* to indicate whether they qualify as a dependent for tax purposes.

If enrolling an extended dependent, also attach a *PEBB Extended Dependent Certification*.

If enrolling a child with a disability age 26 or older, also submit a *PEBB Certification of a Dependent Child with a Disability* as instructed on the form.

Child

Stepchild (not legally adopted)

Extended dependent (attach copy of court order)

Child with a disability age 26 or older

**⚠ If your dependent is eligible to enroll in both the PEBB and SEBB Programs, they are limited to enrolling in PEBB medical and dental or enrolling in SEBB medical, dental, and vision. If they are a PEBB employee who waives PEBB medical for SEBB medical, they must also enroll in SEBB dental and vision coverage.**

Social Security number

Date of birth

Sex assigned at birth<sup>1</sup>

Male      Female

Last name

Gender identity<sup>2</sup>

Male      Female      X

First name

Middle initial      Suffix

Phone number

Alternate phone number

Street address (if different from subscriber)

Address line 2

City

State

ZIP/Postal code

County

<sup>1</sup> This field is required for health care services.

<sup>2</sup> Gender X means a gender that is not exclusively male or female. This field is optional and will be kept private to the extent allowable by law. To learn more, visit HCA's website at [hca.wa.gov/gender-x](https://hca.wa.gov/gender-x)

## 2024 PEBB Employee Enrollment/Change form

Subscriber's last name

Social Security number

**Choose one box for each type of coverage.**

### Medical coverage

Cover

Remove from coverage

### Dental coverage

Cover

Remove from coverage

If removing from coverage, include reason:

### Tobacco use premium surcharge

Response required if you are enrolling dependents age 13 and older in medical coverage. If you check **Yes** or do not check any boxes below, you will be charged the \$25-per-account premium surcharge in addition to your monthly medical premium. See page 2 of this form for instructions on how to respond.

**Does the tobacco use premium surcharge apply to this dependent?** Check one:

**Yes**, I am subject to the \$25 premium surcharge. This dependent has used tobacco products in the past two months. If this is a change to a previous attestation, submit the *PEBB Premium Surcharge Attestation Change Form*.

**No**, I am not subject to the \$25 premium surcharge. This dependent has not used tobacco products in the past two months or has enrolled in or accessed one of the tobacco cessation resources.



Use additional forms to list more dependents.

## 2024 PEBB Employee Enrollment/Change form

Subscriber's last name

Social Security number

### 4

### Medical plan selection

**Choose one medical plan.** Contact the plans with questions about benefits and provider information. Before you enroll, call the plan to make sure the provider you want to use accepts the specific plan you choose. (Contact information is on page 13 of this form.)

#### Kaiser Foundation Health Plan of the Northwest (Kaiser Permanente NW)

Kaiser Permanente NW Classic

Kaiser Permanente NW Consumer-Directed Health Plan

#### Kaiser Foundation Health Plan of Washington (Kaiser Permanente WA)

Kaiser Permanente WA Classic

Kaiser Permanente WA Consumer-Directed Health Plan

Kaiser Permanente WA SoundChoice

Kaiser Permanente WA Value

#### Uniform Medical Plan (UMP), administered by Regence BlueShield and Washington State Rx Services

UMP Classic

UMP Select

UMP Consumer-Directed Health Plan

UMP Plus–Puget Sound High Value Network

UMP Plus–UW Medicine Accountable Care Network

If you are eligible for the employer contribution toward PEBB benefits but do not waive or enroll in PEBB medical coverage, you will be automatically enrolled as a single subscriber in Uniform Medical Plan (UMP) Classic, administered by Regence BlueShield. Other automatic enrollments for employees who do not make elections include Uniform Dental Plan, basic life insurance, basic accidental death and dismemberment (AD&D) insurance, and employer-paid long-term disability (LTD) insurance. You will be enrolled in employee-paid LTD insurance unless you decline coverage. Your dependents will not be enrolled. You will be charged a monthly \$124 premium for medical coverage as well as a \$25 monthly tobacco use premium surcharge.

These plans have a specific service area. If you move out of the service area, and your current medical plan is no longer available, you must select a new plan. If you do not, the PEBB Program will enroll you in a plan. You must report your new address to your payroll or benefits office and request a plan change no later than 60 days after you move.

Kaiser Foundation Health Plan of the Northwest offers plans in Clark and Cowlitz counties in Washington and select counties in Oregon.

### 5

### Dental plan selection

**Choose one dental plan.** Before you enroll, make sure the provider you want to use accepts the specific plan and group you choose. If you do not select a dental plan, you will be automatically enrolled in Uniform Dental Plan (Group #3000).

#### Preferred Provider Organization (PPO)

**Uniform Dental Plan** (Group #3000), administered by Delta Dental of Washington.

You can choose any dental provider and change providers at any time.

#### Managed-Care Plans (limited network)

**DeltaCare** (Group #3100), administered by Delta Dental of Washington.

You must select a primary care dentist in the DeltaCare network.

**Willamette Dental of Washington, Inc.** (Group WA82), administered by Willamette Dental of Washington, Inc.

You will select and receive services from a provider in the Willamette Dental Group Plan network.



## 2024 PEBB Employee Enrollment/Change form

Subscriber's last name

Social Security number

6

### Account changes and special open enrollment

#### Are you making changes to an existing account?

Yes. If Yes, what changes? (Check all that apply in the sections below.)

Date of event/change (mm/dd/yyyy):

No. If No, go to Section 7.

#### Changes you can make anytime

If you have a name or address change, contact your payroll or benefits office.

Remove dependents from coverage due to loss of eligibility (divorce, annulment, dissolutions, or dependent ceasing to be eligible as a child). Your payroll or benefits office must receive this form **no later than 60 days** after the last day of the month the dependent loses eligibility for health plan coverage. If applicable, provide former dependent's new address:

Street address

Address line 2

City

State

ZIP/Postal code

County

#### Changes you can make during the PEBB Program's annual open enrollment

All changes become effective January 1 of the following year. Check the boxes next to the changes requested.

Add dependents

Remove dependents

Change medical plan

Change dental plan

Enroll after waiving medical coverage

Waive medical due to enrollment in other employer-based group medical, a TRICARE plan, or Medicare.

## 2024 PEBB Employee Enrollment/Change form

Subscriber's last name

Social Security number

### Changes you can make if an event creates a special open enrollment

The PEBB Program only allows changes outside of annual open enrollment when an event creates a special open enrollment for the employee, a dependent, or both. The change must be allowable under the Internal Revenue Code and Treasury regulations and correspond to and be consistent with the event. You must provide proof of the event. Your payroll or benefits office must receive this form and proof of the event **no later than 60 days** after the event.

### Check the box next to the change you are requesting and the matching event on the next page.

In most cases, the enrollment or change will be effective the first day of the month after the event date or the date the form is received, whichever is later. If that day is the first of the month, the change begins on that day.

Add dependents

Remove dependents

Change medical plan

Change dental plan

Enroll after waiving medical coverage

Waive medical due to enrollment in other employer-based group medical, a TRICARE plan, or Medicare.

**Note:** A health plan change is not allowed when adding an SRDP or their child if they are not a tax dependent.

### The following events allow an employee to add or remove dependents, change medical and/or dental plans, and enroll after waiving medical.

Employee has a change in employment status that affects the employee's eligibility for their employer contribution toward their employer-based group health plan.

Employee's dependent has a change in their own employment status that affects their eligibility or their dependent's eligibility for the employer contribution under their employer-based group health plan.

Employee or a dependent becomes entitled to or loses eligibility for Medicaid or a state Children's Health Insurance Program (CHIP).

Marriage, registering a state-registered domestic partner (SRDP), as defined by Washington Administrative Code 182-12-109, birth, adoption, or assuming a legal responsibility for support ahead of adoption. You must also submit a *PEBB Declaration of Tax Status* if adding an SRDP or their child to indicate whether the dependent qualifies as a dependent for tax purposes.

### The following events allow an employee to add dependents, enroll after waiving medical, and change medical and/or dental plans.

Child becomes eligible as an extended dependent through legal custody or legal guardianship. Also submit a *PEBB Extended Dependent Certification*.

Employee or dependent loses eligibility for other coverage under a group health plan or through health insurance coverage, as defined by the Health Insurance Portability and Accountability Act.

Employee or dependent becomes eligible for a state premium assistance subsidy for PEBB health plan from Apple Health (Medicaid) or a state CHIP.

### The following event allows an employee to add dependents, remove dependents, enroll after waiving medical, and waive medical coverage.

Employee or dependent has a change in enrollment under an employer-based group health plan during its annual open enrollment that does not align with the PEBB Program's annual open enrollment. (Waiving medical coverage is allowed for this event only when an employee enrolls under another employer-based group health plan during its annual open enrollment.)

## 2024 PEBB Employee Enrollment/Change form

Subscriber's last name

Social Security number

### **The following event allows an employee to add dependents, remove dependents, and enroll after waiving medical coverage.**

Employee's dependent moves from another country to live within the United States or moves from the U.S. to live in another country, and the move resulted in the dependent losing their health insurance.

### **The following event allows an employee to add dependents, remove dependents, change medical plans and/or dental plans, and enroll after waiving medical coverage.**

A court order that requires the employee or any other individual to provide insurance coverage for an eligible dependent of the employee.

### **The following events allow an employee to change medical and/or dental plans.**

Employee's or dependent's current health plan becomes unavailable because the employee or dependent is no longer eligible for a health savings account (HSA).

Employee or dependent experiences a disruption of care that could function as a reduction in benefits for the employee or their dependent for a specific condition or ongoing course of treatment (requires approval by the PEBB Program).

Employee or dependent has a change in residence that affects health plan availability.

### **The following event allows an employee to add a dependent, remove a dependent, change medical plans, and enroll after waiving medical coverage.**

Employee or dependent becomes entitled to or loses eligibility for Medicare.

### **The following events allow an employee to enroll after waiving medical and waive medical coverage.**

Employee or dependent becomes eligible and enrolls in a TRICARE plan, or loses eligibility for a TRICARE plan.

Employee becomes eligible and enrolls in Medicare or loses eligibility for Medicare.

# 2024 PEBB Employee Enrollment/Change form

Subscriber's last name

Social Security number

7

## Signature

By submitting this form, I declare that the information I have provided is true, complete, and correct. If it isn't, or if I do not update this information within the timelines in PEBB Program rules, to the extent permitted by federal and state laws, I must repay any claims paid by my health plans or premiums paid on my behalf. My dependents and I may also lose PEBB benefits as of the last day of the month we were eligible. To the extent permitted by law, the PEBB Program or my employer may retroactively terminate coverage for me and my dependents if I intentionally misrepresent eligibility. In addition, I understand that it is a crime to knowingly provide false, incomplete, or misleading information to an insurance company for the purpose of defrauding the company. Penalties include imprisonment, fines, and denial of PEBB insurance benefits.

If adding a state-registered domestic partner (SRDP) to my account, I declare that my domestic partner and I have registered through the Washington Secretary of State's Office or another state.

Enrollment is not complete until the PEBB Program verifies the dependent's eligibility. I understand that if I'm applying to add a dependent to my PEBB insurance coverage, I must provide copies of documents that verify the dependent's eligibility within the PEBB Program's enrollment timelines, or the dependent will not be enrolled. Eligible employees must enroll in PEBB dental, basic life, basic accidental death and dismemberment (AD&D), and employer-paid long-term disability (LTD) insurance. Employees will be enrolled in employee-paid LTD insurance unless they decline coverage.

Employees who choose to waive PEBB medical (when they become newly eligible, during the annual open enrollment or due to a special open enrollment event)

must be enrolled in other employer-based group medical, a TRICARE plan, or Medicare. If I waive medical coverage, I understand I can enroll during annual open enrollment or no later than 60 days after a special open enrollment event as defined in PEBB Program rules. If I waive medical for myself, I cannot enroll my eligible dependents in medical coverage.

I allow my employer to deduct money from my earnings to pay for insurance coverage and applicable premium surcharges. I understand I am responsible for paying applicable tobacco use premium surcharges and spouse or SRDP coverage premium surcharges in addition to my monthly medical premium.

If I am eligible for the employer contribution toward PEBB benefits but do not waive or enroll in PEBB medical coverage, I will be enrolled automatically as a single subscriber in Uniform Medical Plan (UMP) Classic. My dependents will not be enrolled. I will be charged a monthly \$124 premium for medical coverage as well as a \$25 monthly tobacco use premium surcharge.

If I am enrolling in a consumer-directed health plan with a health savings account (HSA), I must meet HSA eligibility conditions. I understand that my employer will contribute to an HSA on my behalf based on the information I have provided, and that there are limits to these contributions and my HSA contributions (if any) under federal tax law.

I understand that my enrollment and my dependents' enrollment are subject to my adherence to all applicable deadlines and PEBB rules and policies. Failure to comply with applicable deadlines and PEBB rules and policies may result in my benefits selection being rejected or defaulted.

Any changes in the online enrollment system or PEBB enrollment/change forms submitted and dated later than this form will replace this enrollment/change form.

**Sign, date, and return form and any required documentation to your payroll or benefits office.**

Subscriber's signature

Date

HCA is committed to providing equal access to our services. If you need an accommodation, or require documents in another format, please contact your payroll or benefits office.

**HCA's Privacy Notice:** HCA will keep your information private as allowed by law. To see our Privacy Notice, go to HCA's website at [hca.wa.gov/pebb-employee](https://hca.wa.gov/pebb-employee).

## 2024 PEBB Employee Enrollment/Change form

Subscriber's last name

Social Security number

8

### Employer



This section to be completed by your employer

Agency name

Agency/Subagency

Eligibility date

Insurance effective date

Hours worked per week:

Monthly Earnings \$

### PEBB Program contractors



Do not send forms to the addresses below. They are only for your reference.

#### Medical

##### **Kaiser Foundation Health Plan of the Northwest**

500 NE Multnomah St., Suite 100  
Portland, OR 97232  
1-800-813-2000 (TRS: 711)

##### **Kaiser Foundation Health Plan of Washington**

1300 SW 27th St.  
Renton, WA 98057  
1-866-648-1928  
TTY: 1-800-833-6388

##### **Uniform Medical Plan**, administered by Regence BlueShield (for medical benefit questions)

PO Box 1106  
Lewiston, ID 83501-1106  
1-888-849-3681 (TRS: 711)

##### **Uniform Medical Plan**, administered by Washington State Rx Services (for prescription drug questions)

PO Box 40168  
Portland, OR 97240-0168  
1-888-361-1611 (TRS: 711)

#### Dental

##### **DeltaCare**, administered by Delta Dental of Washington

400 Fairview Ave. N., Suite 800  
Seattle, WA 98109-5371  
1-800-650-1583  
TTY: 1-800-833-6384

##### **Uniform Dental Plan**, administered by Delta Dental of Washington

400 Fairview Ave. N., Suite 800  
Seattle, WA 98109-5371  
1-800-537-3406  
TTY: 1-800-833-6384

##### **Willamette Dental of Washington, Inc.**

6950 NE Campus Way  
Hillsboro, OR 97124-5611  
1-855-433-6825 (TRS: 711)